

AGRICULTURAL MARKETING CO LTD
105 Middle Badda, Pragoti Sharani, Dhaka-1212

Dear Shareholders


We forward herewith the Un- Audited Financial Statements of **Agricultural Marketing Co. Ltd** for the 3rd quarter ended on 31st March, 2019 as per Rule 13 of the Securities & Exchange Rules 1987.

Md. Eleash Mridha
Managing Director


AGRICULTURAL MARKETING CO LTD
2nd Quarter Un-Audited Results
Statement of Comprehensive Income
For The Period From July 01, 2018 to March 31, 2019


Taka' 000


	July-2018 to March 2019	July-2017 to March 2018	Jan-2019 to March 2019	Jan-2018 to March 2018
TURNOVER	1,966,991	1,782,039	689,055	614,418
Cost & Expenses :	(1,820,097)	(1,638,952)	(640,246)	(567,982)
Cost of Goods Sold	1,594,222	1,435,075	557,907	494,300
Administrative Expenses	46,475	41,281	15,642	13,956
Marketing Expenses	76,092	69,396	29,893	27,658
Selling Expenses	31,227	26,516	10,737	9,139
Distribution Expenses	72,081	66,684	26,067	22,929
Operating Profit before Financial Expenses	146,894	143,087	48,809	46,436
Financial Expenses	(87,880)	(85,670)	(34,315)	(27,203)
Operating Profit after Financial Expenses	59,014	57,417	14,494	19,233
Other Income	3,612	1,579	2,303	464
Net Profit Before WPPF & Income Tax	62,626	58,996	16,797	19,697
Contribution to WPPF	(2,982)	(2,809)	(800)	(938)
NET PROFIT BEFORE TAX	59,644	56,187	15,997	18,759
Provision for Income Tax	14,371	11,352	4,250	3,827
Deferred Tax	(1,083)	(2,844)	(908)	(2,664)
	(13,288)	(8,508)	(3,342)	(1,163)
NET PROFIT AFTER TAX - Transferred to	46,356	47,679	12,655	17,596
Statement of Changes in Shareholders Equity				
Earning per Ordinary Share (EPS) - Basic	5.79	5.96	1.58	2.20


Managing Director


Chairman


Chief Financial Officer



Director



Company Secretary


AGRICULTURAL MARKETING CO LTD

Statement of Financial Position (Un-Audited)
As at March 31, 2019

Particulars	Note	31 March 2019	30 June 2018
Non Current Assets			
Fixed Assets (WDV)	3	342,865	392,390
Current Assets :		1,040,208	1,039,059
Inventories	4	580,057	564,443
Debtors		120,393	135,256
Advances, Deposits & Prepayments		249,767	278,644
Cash & Bank Balances		89,991	60,716
Total Assets		1,383,073	1,431,449
Shareholders' Equity :		623,865	603,109
Share Capital		80,000	80,000
Share Premium		40,000	40,000
Retained Earnings	5.00	489,000	468,177
Revaluation Surplus	6.00	14,865	14,932
Non Current Liabilities :		82,399	98,734
Deferred Tax Liability	7.00	12,240	13,323
Long Term Debt		70,159	85,411
Current Liabilities :		676,809	729,606
Current Portion of Long Term Debt		27,862	27,862
Short Term Loan from Bank (Secured)		519,761	596,519
Credits & Accruals		45,526	40,562
Workers' Profit Participation Fund	8.00	7,545	4,563
Income Tax Payable	9.00	66,069	51,698
Other liabilities		10,046	8,402
Total Equity and Liabilities		1,383,073	1,431,449
Net Assets Value (NAV)		77.98	75.39


Managing Director


Chairman



Director


Chief Financial Officer



Company Secretary

AGRICULTURAL MARKETING CO LTD
Cash Flow Statement (Un-Audited)
For the 3rd Quarter ended March 31, 2019


Particulars	July-March 2019	July-March 2018
Cash Flows from Operating Activities :		
Cash received from Customers	2,233,384	1,892,910
Cash Paid to Suppliers	(1,420,979)	(1,236,084)
Cash Paid to Employees & Others	(548,891)	(449,792)
Income Tax Paid	(30,577)	(37,062)
Net Cash Generated from (Used in) Operation Activities	232,937	169,972
Cash Flows from Investing Activities :		
Acquisition of Property, Plant & Equipment	-	-
Investment in WIP	-	-
Disposal of Property, Plant & Equipment	-	-
Net Cash Used in Investing Activities	-	-
Cash Flows from Financing activities :		
Long Term Loans	(15,252)	(45,048)
Short Term Loans	(76,758)	(21,253)
Liabilities for Other Finance	(2,137)	143
Interest Paid	(86,118)	(88,946)
Dividend Paid	(23,956)	(20,340)
Net Cash Flows from Financing activities	(204,221)	(175,444)
Increase/(Decrease) in Cash & Cash Equivalents	28,716	(5,472)
Cash & Cash Equivalents at Opening	60,716	63,721
Effect of Exchange rate fluctuations on cash held	559	265
Cash & Cash Equivalents at Closings	<u><u>89,991</u></u>	<u><u>58,514</u></u>
Net Operating Cash Flow Per Share (NOCFPS)	29.12	21.25


Managing Director


Chairman


Director


Chief Financial Officer


Company Secretary


AGRICULTURAL MARKETING COMPANY LIMITED
Statement of Changes In Equity
for the period from July 2018 to March 2019


Particulars	Amount in Taka				
	Share Capital	Share Premium	Revaluation Surplus	Retained Earnings	Total
	1	2	3	4	5=(1+2+3+4)
Balance as on 30 June 2017	80,000	40,000	15,661	438,125	573,786
Net Profit after Tax	-	-	-	47,679	47,679
Depreciation on Revalued Assets	-	-	(78)	78	-
Transfer to Dividend Payable	-	-	-	(25,600)	(25,600)
Balance as on 31 March 2018	80,000	40,000	15,583	460,282	595,865
Balance as on 30 June 2018	80,000	40,000	14,932	468,177	603,109
Net Profit after Tax	-	-	-	46,356	46,356
Depreciation on Revalued Assets	-	-	(67)	67	-
Transfer to Dividend Payable	-	-	-	(25,600)	(25,600)
Balance as on 31 March 2019	80,000	40,000	14,865	489,000	623,865

INTERIM NOTES TO THE FINANCIAL STATEMENTS AS PER BAS-34

- a. There is no post balance sheet event occurred after the reporting date, which would significantly affect the financial position of the company as at the Balance sheet date.
- b. Figure have been rounded off to the nearest thousand taka and rearranged, where necessary to conform the current period presentation.
- c. Deferred Tax has been calculated up to 31st March 2019 in this accounts
- d. Tax has been provided considering yearly tax rate.
 - i) @ 25% on earning of Local Business
 - ii) @ 0.6% on Export u/s-82(c) of Income Tax Ordinance 1984.
- e. Exchange fluctuation on Foreign Currency Loan of quarters' has been adjusted in this accounts to comply BAS-21
- f. Depreciation on revaluation surplus has been given effect in accounts as per BAS-16
- g. Notes to Accounts attached are the integral part of this account.


 Managing Director


 Chairman


 Director


 Chief Financial Officer


 Company Secretary