



AGRICULTURAL MARKETING CO LTD

PRG/IRD/AMCL/20201112

November 12, 2020

The Secretary
Dhaka Stock Exchange Limited
Stock Exchange Building
9/F, Motijheel C/A, Dhaka-1000

Subject: **Submission of First Quarter (Q1) (July-September, 2020) report of Agricultural Marketing Co. Limited (AMCL-PRAN).**

Dear Sir,

With reference to Regulation No. 17 of Dhaka Stock Exchange (Listing) Regulation, 2015, we are pleased to furnish a copy of First Quarter (Q1) (July-September, 2020) report for ready reference.

Thanking you,

Advocate Kazi Abdur Rahman
Company Secretary
Agricultural Marketing Co. Limited

Enclosed: As stated above.



PRAN-RFL GROUP
Since 1981



HEAD OFFICE :

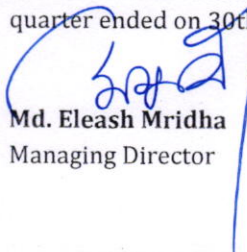
PRAN-RFL CENTRE, 105 MIDDLE BADDA, DHAKA-1212, GPO BOX 83, BANGLADESH
Phone : 88-02-9881792, 88-02-8835546, Fax : 88-02-8837464, E-mail : amcl@prangroup.com
Web : www.pranfoods.net

FACTORY : Ghorashal, Palash, Narshingdi, Phone : 88-02-9351225, 062524-373

AGRICULTURAL MARKETING CO LTD
105 Middle Badda, Pragoti Sharani, Dhaka-1212

Dear Shareholders

We forward herewith the Un- Audited Financial Statements of **Agricultural Marketing Co. Ltd** for the 1st quarter ended on 30th September, 2020 as per Rule 13 of the Securities & Exchange Rules 1987.


Md. Eleash Mridha
Managing Director


AGRICULTURAL MARKETING CO LTD
1st Quarter Un-Audited Results
Statement of Comprehensive Income
For The Period From July 01, 2020 to September 30, 2020


	Taka' 000	
	July-Sep 2020	July-Sep 2019
TURNOVER	684,013	686,721
Cost & Expenses :	(634,673)	(638,839)
Cost of Goods Sold	552,055	554,671
Administrative Expenses	17,262	18,238
Marketing Expenses	25,908	26,760
Selling Expenses	11,211	10,776
Distribution Expenses	28,237	28,394
Operating Profit before Financial Expenses	49,340	47,882
Financial Expenses	(28,752)	(28,434)
Operating Profit after Financial Expenses	20,588	19,448
Other Income	683	1,060
Net Profit Before WPPF & Income Tax	21,271	20,508
Contribution to WPPF	(1,013)	(977)
NET PROFIT BEFORE TAX	20,258	19,531
Provision for Income Tax	4,267	4,120
Deferred Tax	378	(1,454)
	(4,645)	(2,666)
NET PROFIT AFTER TAX - Transferred to	15,613	16,865
Statement of Changes in Shareholders Equity		
Earning per Ordinary Share (EPS) - Basic	1.95	2.11


Managing Director


Chairman


Director


Chief Financial Officer


Company Secretary