


AGRICULTURAL MARKETING CO LTD
105 Middle Badda, Pragoti Sharanl, Dhaka-1212


Dear Shareholders


We forward herewith the Un- Audited Financial Statements of Agricultural Marketing Co. Ltd for the 2nd quarter ended on 31st December, 2020 as per Rule 13 of the Securities & Exchange Rules 1987.



Md. Eleash Mridha
Managing Director


AGRICULTURAL MARKETING CO LTD
2nd Quarter Un-Audited Results
Statement of Comprehensive Income
For The Period From July 01, 2020 to December 31, 2020


	Taka' 000			
	July-Dec 2020	July-Dec 2019	Oct-Dec 2020	Oct-Dec 2019
TURNOVER	1,395,960	1,338,320	711,947	651,599
Cost & Expenses:	(1,291,542)	(1,234,349)	(656,868)	(595,511)
Cost of Goods Sold	1,127,257	1,081,415	575,201	526,744
Administrative Expenses	34,634	34,418	17,372	16,181
Marketing Expenses	50,657	46,944	24,749	20,184
Selling Expenses	25,037	21,963	13,826	11,187
Distribution Expenses	53,957	49,609	25,720	21,215
Operating Profit before Financial Expenses	104,418	103,971	55,079	56,088
Financial Expenses	(63,919)	(63,171)	(35,167)	(34,737)
Operating Profit after Financial Expenses	40,499	40,800	19,912	21,351
Other Income	1,984	1,832	1,301	772
Net Profit Before WPPF & Income Tax	42,483	42,632	21,213	22,123
Contribution to WPPF	(2,023)	(2,030)	(1,010)	(1,054)
NET PROFIT BEFORE TAX	40,460	40,602	20,203	21,069
Provision for Income Tax	8,377	8,530	4,110	4,409
Deferred Tax	(73)	(1,828)	(451)	(374)
	(8,304)	(6,702)	(3,659)	(4,035)
NET PROFIT AFTER TAX - Transferres to	32,156	33,900	16,544	17,034
Statement of Changes In Shareholders Equity				
Earning per Ordinart Share (EPS) - Basic	4.02	4.24	2.07	2.13


Managing Director


Chief Financial Officer


Chairman


Company Secretary


Director

AGRICULTURAL MARKETING CO LTD

Statement of Financial Position (Un-Audited)


As at December 31, 2020

Particulars	Note	31-Dec-2020	30-June-2020
Non Current Assets		258,000	280,307
Fixed Assets (WDV)	3.00	251,607	273,204
Right of Use Assets		6,393	7,103
Current Assets :		1,197,632	1,140,123
Inventories	4.00	597,885	595,887
Debtors		155,075	141,589
Advances, Deposits & Prepayments		364,518	324,465
Cash & Bank Balances		80,154	78,182
Total Assets		1,455,632	1,420,430
Shareholders' Equity :		662,511	655,948
Share Capital		80,000	80,000
Share Premium		40,000	40,000
Revaluation Surplus	5.00	14,782	14,807
Retained Earnings	6.00	527,729	521,141
Non Current Liabilities :		15,609	16,420
Deferred Tax Liability	7.00	10,688	10,769
Lease Liability net off Current Maturity		4,921	5,651
Current Liabilities :		777,512	748,062
Current portion of Lease Liability		1,487	1,487
Short Term Loan from Bank (Secured)		670,337	652,629
Accounts payable		3,581	5,075
Provision for expenses		12,675	35,406
Security deposit of distributors		27,068	27,068
Workers' Profit Participation Fund	8.00	6,358	4,335
Income Tax Payable	9.00	23,720	15,343
Other liabilities		32,286	6,719
Total Equity and Liabilities		1,455,632	1,420,430
Net Assets Value (NAV)		82.81	81.99


Managing Director


Chief Financial Officer


Chairman


Director


Company Secretary