

Un-Audited Financial Statements

As on and for the 1st Quarter ended 30 September, 2024




Agricultural Marketing Co. Ltd.

PRAN Center, Ga-105/1 Pragati Sarani,
Middle Badda, Dhaka-1212.

AGRICULTURAL MARKETING COM. LTD
105 Middle Badda, Pragoti Sharani, Dhaka-1212

Dear Shareholders


We forward herewith the Un- Audited Financial Statements of **Agricultural Marketing Com. Ltd.** for the 1st quarter ended on 30th September 2024 as per Rule 13 of the Securities & Exchange Rules 1987.


Md. Eleash Mridha
Managing Director

AGRICULTURAL MARKETING CO LTD
1st Quarter Un-Audited Results
Statement of Profit or Loss and Other Comprehensive Income
For the period from July 01, 2024 to September 30, 2024

Taka' 000

	Notes	Jul' 24 to Sept' 24	Jul' 23 to Sept' 23
TURNOVER	12.00	850,451	756,764
Cost & Expenses :		(796,205)	(705,371)
Cost of Goods Sold		691,240	615,167
Administrative Expenses		20,760	18,357
Marketing Expenses		30,074	26,462
Selling Expenses		19,191	15,923
Distribution Expenses		34,940	29,462
Operating Profit before Financial Expenses		54,246	51,393
Financial Expenses		(36,986)	(29,453)
Operating Profit after Financial Expenses		17,260	21,940
Other Income		2,323	2,082
Net Profit Before WPPF & Income Tax		19,583	24,022
Contribution to WPPF		(1,004)	(1,144)
NET PROFIT BEFORE TAX		18,579	22,878
Provision for Income Tax	13.00	5,554	6,536
Deferred Tax	26.00	(698)	2,658
		(4,856)	(9,194)
NET PROFIT AFTER TAX - Transferred to		13,723	13,684
Statement of Changes in Shareholders Equity			
Earning per Ordinary Share (EPS) - Basic	14.00	1.72	1.71


Managing Director


Chief Financial Officer


Chairman


Director


Company Secretary

AGRICULTURAL MARKETING CO. LTD
Statement of Financial Position (Un-Audited)
As at September 30, 2024

Taka' 000

Particulars	Note	30-Sep-24	30-Jun-24
Non Current Assets		295,524	302,637
Fixed Assets (WDV)	3.00	291,820	298,358
Right of Use Assets	3.A	3,704	4,279
Current Assets :		1,541,086	1,339,352
Inventories	4.00	939,718	853,319
Trade Receivable		166,664	50,904
Advances, Deposits & Prepayments	5.00	406,006	416,884
Cash & Cash Equivalents		28,698	18,245
Total Assets		1,836,610	1,641,989
Shareholders' Equity :		740,948	727,223
Share Capital		80,000	80,000
Share Premium		40,000	40,000
Revaluation Surplus	6.00	12,908	12,915
Retained Earnings	7.00	608,040	594,308
Non Current Liabilities :		69,349	105,869
Deferred Tax Liability	8.00	11,782	12,482
Lease Liability	9.00	2,512	1,629
Term Loan		55,055	91,758
Current Liabilities :		1,026,313	808,897
Current portion of Lease Liability	9.00	1,152	2,611
Current portion of Term Loan		36,703	-
Short Term Loan from Bank (Secured)		885,344	698,526
Trade Payable		5,527	4,422
Liabilities for Expenses		77,868	83,197
Security deposit Payable		13,484	14,284
Workers' Profit Participation Fund	10.00	4,868	3,864
Unclaimed dividend	11.00	1,367	1,993
Total Equity and Liabilities		1,836,610	1,641,989
Net Assets Value (NAV)	15.00	92.62	90.90


Managing Director


Chairman


Director


Chief Financial Officer


Company Secretary


AGRICULTURAL MARKETING COM. LTD.
Statement of Cash Flow (Un-Audited)
For the period from July 01, 2024 to September 30, 2024

Taka' 000

Particulars	Jul' 24 to Sept' 24	Jul' 23 to Sept' 23
Cash Flows from Operating Activities :		
Collection from Turnover	890,334	916,650
Cash Paid to Suppliers	(685,060)	(560,204)
Cash Paid to Employees & Others	(326,809)	(262,230)
Income Tax paid	(17,666)	(14,283)
	(139,201)	79,933
Cash Flow from Investing Activities :		
Acquisition of Fixed Assets	-	(36,670)
Capital Work-in-Progress (Machinery)	-	(62,665)
	-	(99,335)
Cash Flows from Financing Activities :		
Short Term Bank Loan	223,521	72,813
Term Loan	(36,703)	-
Interest Paid	(35,928)	(28,689)
Repayment of Lease Liability	(653)	(760)
Dividend Paid	(626)	(342)
	149,611	43,022
Net Cash Inflows/(Outflows) for the period	10,410	23,620
Opening Cash & Cash Equivalents	18,245	21,196
Effect of exchange rate fluctuations on cash and cash equivalents	43	54
Closing Cash & Cash Equivalents	28,698	44,870
Net Operating Cash Flow Per Share (NOCFPS)	16.00	(17.40)
	(17.40)	9.99


Managing Director


Chairman


Director


Chief Financial Officer


Company Secretary